



CONSUMER PRICE INDEX AND INFLATION

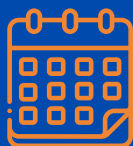
JUNE 2025



HIGHLIGHTS FOR JUNE 2025 INFLATION RATE

May 2025


18.4%



13.7%

June 2025

13.7%



-4.7
ppts

Year-on-year rate of inflation

Year-on-year rate of inflation

May 2025: 22.8%

June 2025: 16.3%



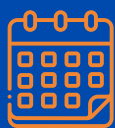
FOOD INFLATION



-6.5
ppts

May 2025: 19.2%

June 2025: 14.0%




LOCALLY PRODUCED ITEMS



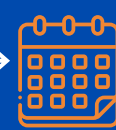
-5.2
ppts

May 2025: 14.4%

June 2025: 11.4%



NON-FOOD INFLATION



-3.0
ppts

May 2025: 16.4%

June 2025: 12.5%



IMPORTED ITEMS



-3.9
ppts

Month-on-month rate of inflation

May 2025: 0.7%

June 2025: -1.2%



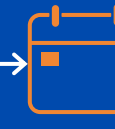
-1.9
ppts

May 2025: 0.9%

June 2025: -0.5%



FOOD INFLATION



-1.4
ppt

May 2025: 0.6%

June 2025: -1.8%



NON-FOOD INFLATION



-2.4
ppts

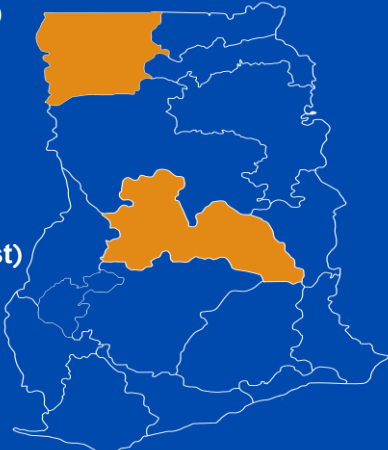
Year-on-year regional rate of inflation

(Upper West)

323%
Highest

(Bono East)

84%
Lowest



No.	Region	Food inflation
1	Upper West	40.1%
2	Savannah	24.7%
3	North East	21.7%
4	Northern	19.1%
5	Upper East	18.1%
6	Greater Accra	18.1%
7	Western North	17.0%
8	Ashanti	16.7%
9	Eastern	16.6%
10	Western	16.3%
11	Oti	15.3%
12	Bono	15.0%
13	Volta	14.2%
14	Central	11.1%
15	Ahafo	8.2%
16	Bono East	8.1%

No.	Region	Non-food inflation
1	Upper West	26.0%
2	Upper East	19.1%
3	Western	15.6%
4	Western North	15.1%
5	Oti	14.9%
6	North East	14.8%
7	Ashanti	13.7%
8	Volta	13.5%
9	Bono	13.3%
10	Northern	13.1%
11	Savannah	11.8%
12	Central	11.6%
13	Ahafo	9.5%
14	Bono East	9.2%
15	Greater Accra	8.1%
16	Eastern	6.7%